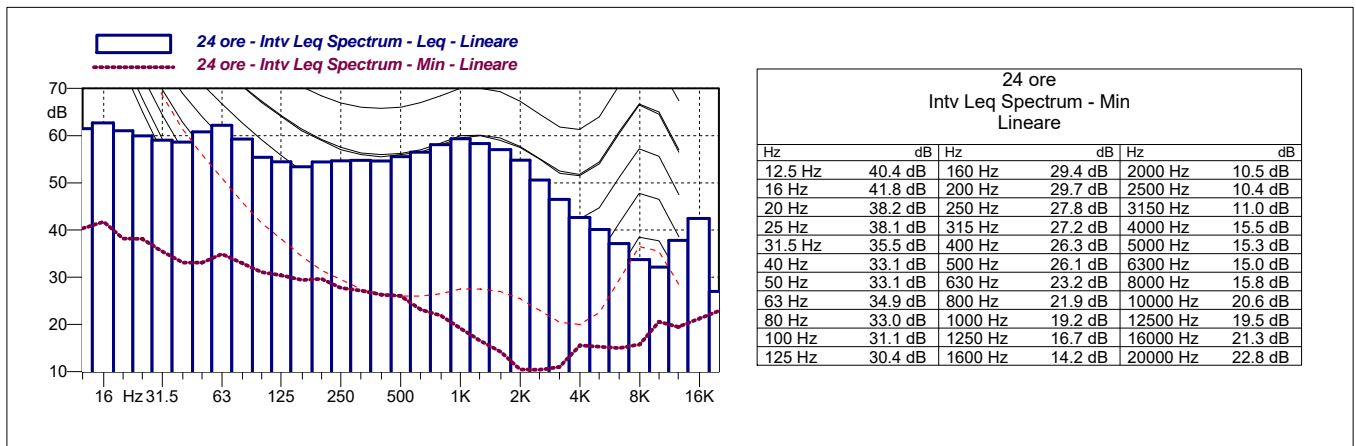
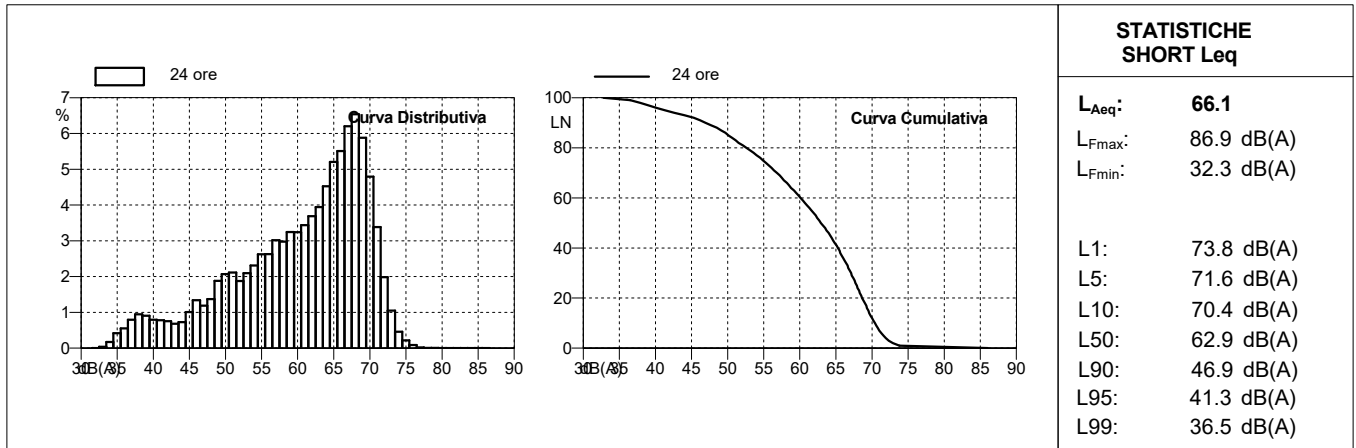
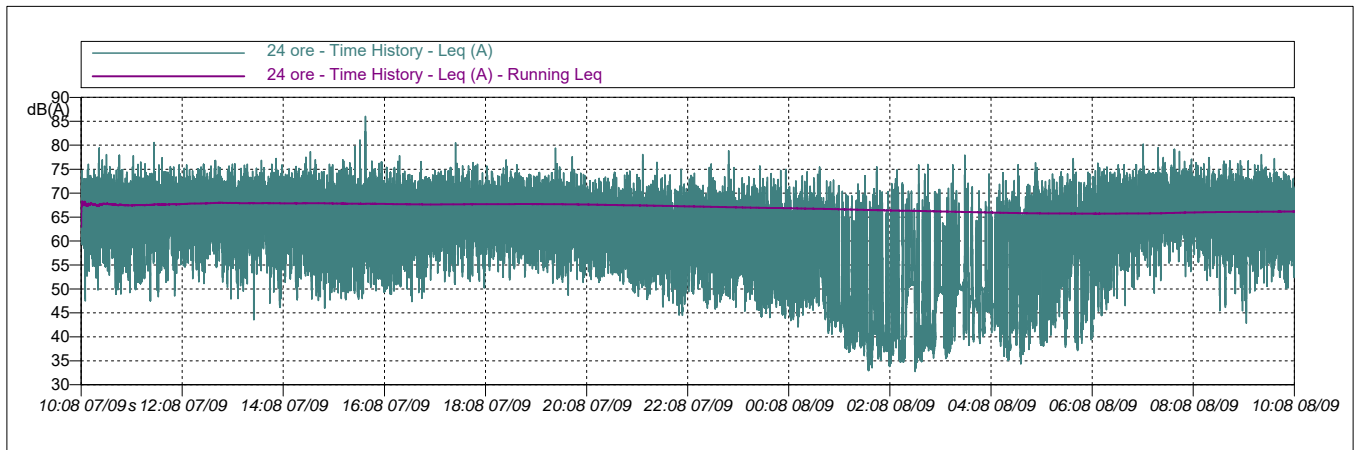
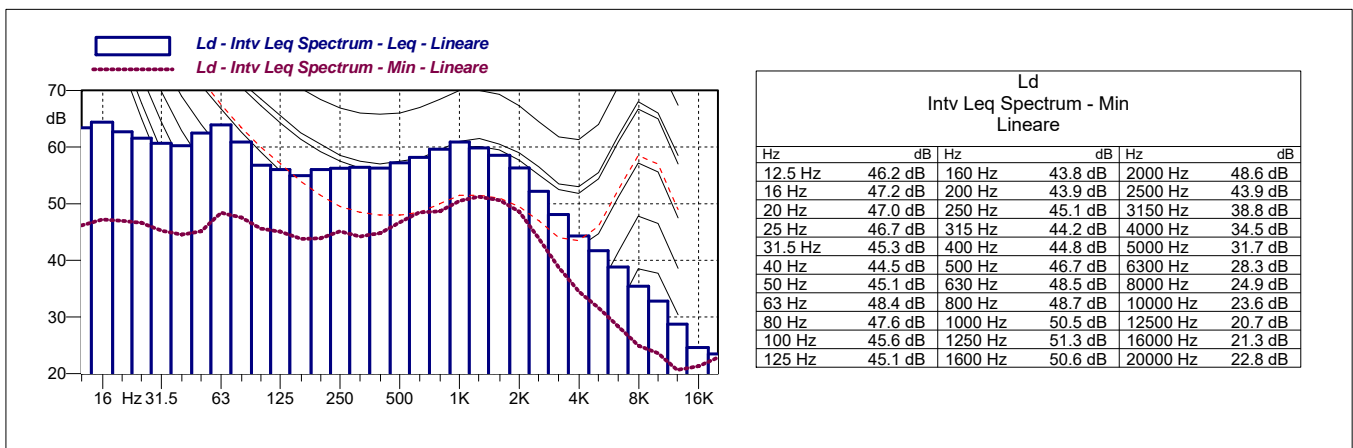
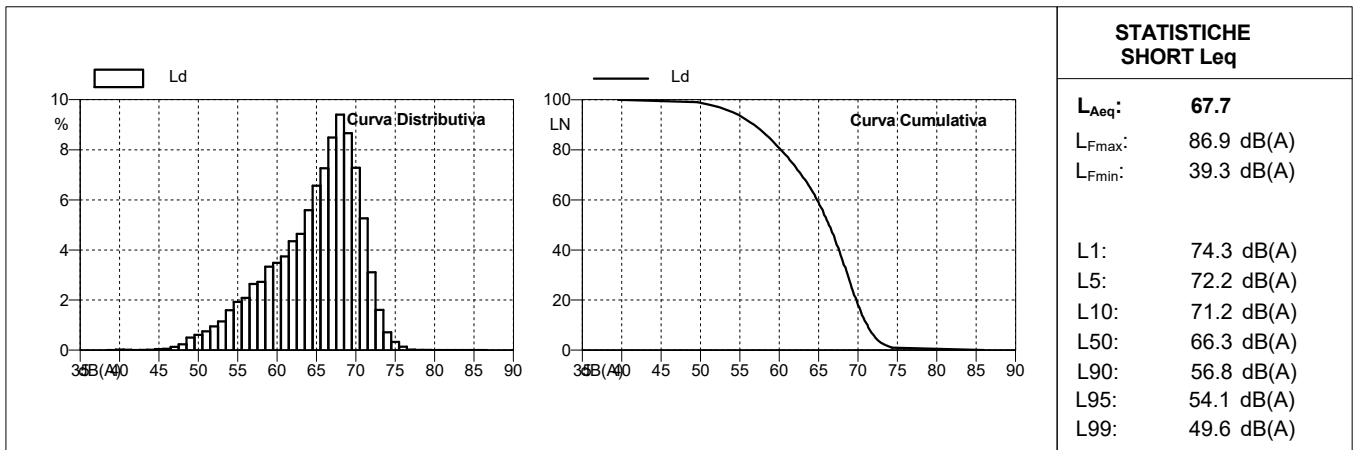
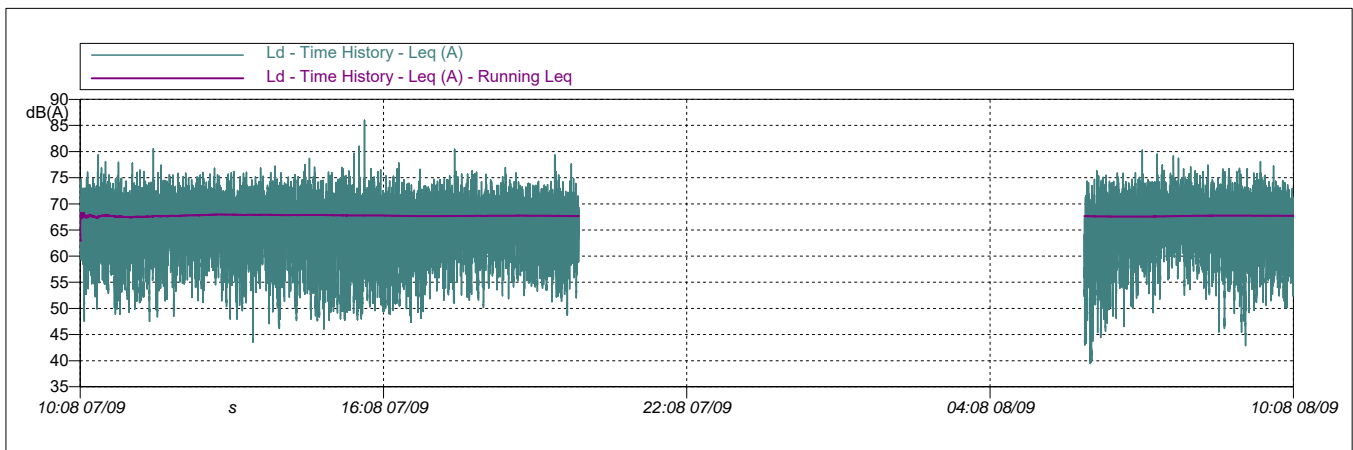


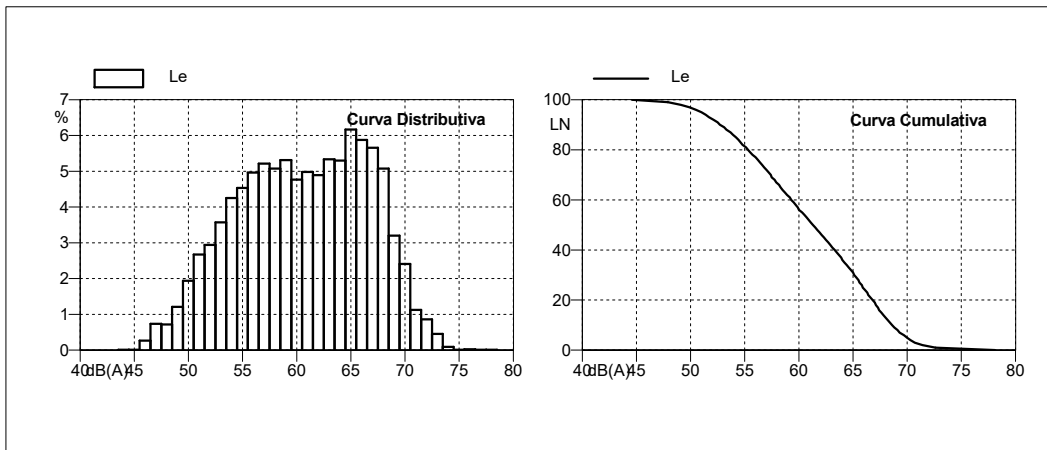
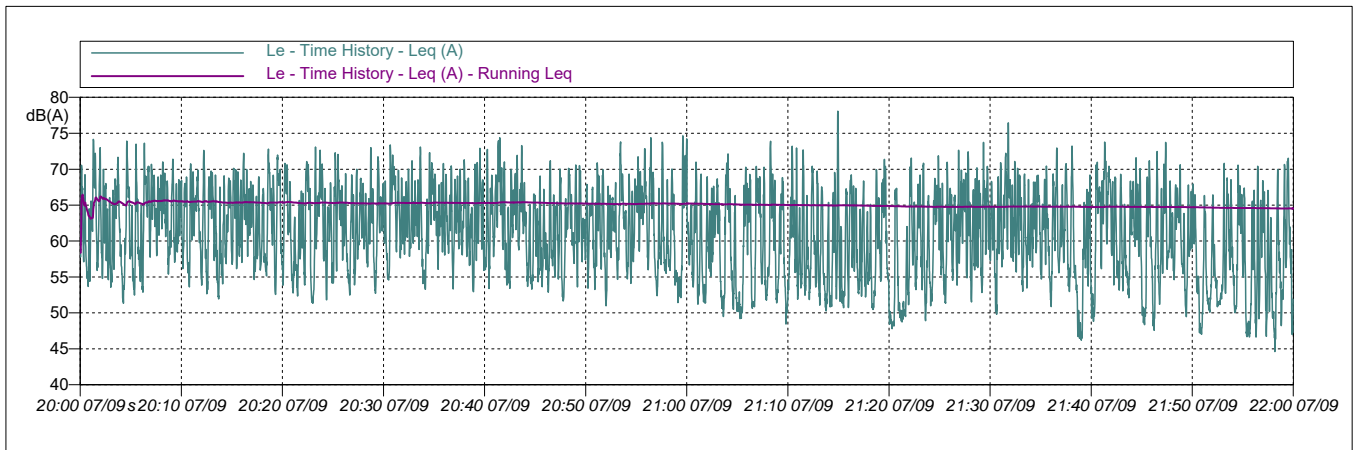
| | | | | | |
|--|--------------------|---|--|--------------------------------|-----------------------------|
| Nome misura 24 ore | | Data e ora di inizio 07/09/2016 10:08:17 | | Operatore Marcello Rebecchi | |
| Tipologia misura RUMORE | Filtri 20-20kHz | Delta Time 1 s | Strumentazione Larson Davis LD824 | | Calibrazione Quest QC-10 |
| Committente Provincia Forlì Cesena | | | Indirizzo SP 140 - MTS n.608 | | |
| Postazione di misura / Note | | | | | |



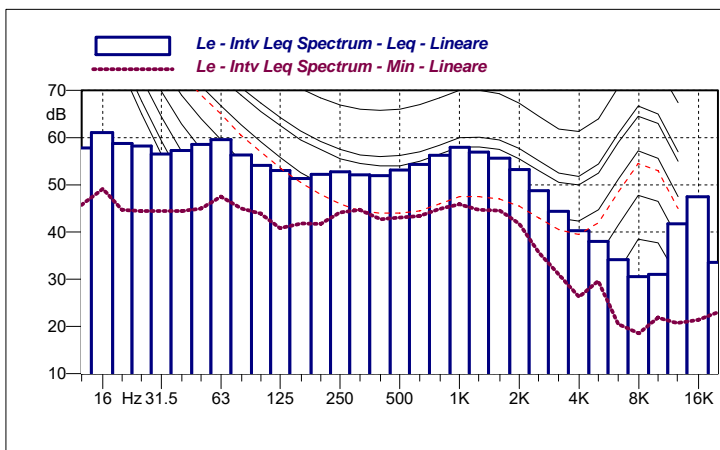
| | | | | | |
|--|--------------------|---|--|--------------------------------|-----------------------------|
| Nome misura Ld | | Data e ora di inizio 07/09/2016 10:08:17 | | Operatore Marcello Rebecchi | |
| Tipologia misura RUMORE | Filtri 20-20kHz | Delta Time 1 s | Strumentazione Larson Davis LD824 | | Calibrazione Quest QC-10 |
| Committente Provincia Forlì Cesena | | | Indirizzo SP 140 - MTS n.608 | | |
| Postazione di misura / Note | | | | | |



| | | | | |
|--|--------------------|---|--|-----------------------------|
| Nome misura Le | | Data e ora di inizio 07/09/2016 20:00:00 | Operatore Marcello Rebecchi | |
| Tipologia misura RUMORE | Filtri 20-20kHz | Delta Time 1 s | Strumentazione Larson Davis LD824 | Calibrazione Quest QC-10 |
| Committente Provincia Forlì Cesena | | | Indirizzo SP 140 - MTS n.608 | |
| Postazione di misura / Note | | | | |



| STATISTICHE SHORT Leq | |
|-------------------------|-------------|
| L_{Aeq}: | 64.5 |
| L _{Fmax} : | 79.5 dB(A) |
| L _{Fmin} : | 44.3 dB(A) |
| L1: | 72.6 dB(A) |
| L5: | 70.0 dB(A) |
| L10: | 68.6 dB(A) |
| L50: | 61.3 dB(A) |
| L90: | 52.7 dB(A) |
| L95: | 51.0 dB(A) |
| L99: | 47.9 dB(A) |



| Le Intv Leq Spectrum - Min Lineare | | | |
|------------------------------------|---------|----------|---------|
| Hz | dB | Hz | dB |
| 12.5 Hz | 45.7 dB | 160 Hz | 41.8 dB |
| 16 Hz | 49.2 dB | 200 Hz | 41.7 dB |
| 20 Hz | 44.7 dB | 250 Hz | 44.2 dB |
| 25 Hz | 44.5 dB | 315 Hz | 44.7 dB |
| 31.5 Hz | 44.5 dB | 400 Hz | 42.7 dB |
| 40 Hz | 44.5 dB | 500 Hz | 43.1 dB |
| 50 Hz | 45.0 dB | 630 Hz | 43.4 dB |
| 63 Hz | 47.5 dB | 800 Hz | 44.9 dB |
| 80 Hz | 45.0 dB | 1000 Hz | 45.9 dB |
| 100 Hz | 43.9 dB | 1250 Hz | 44.7 dB |
| 125 Hz | 40.8 dB | 1600 Hz | 44.5 dB |
| | | 2000 Hz | 41.8 dB |
| | | 2500 Hz | 35.8 dB |
| | | 3150 Hz | 31.1 dB |
| | | 4000 Hz | 26.3 dB |
| | | 5000 Hz | 29.7 dB |
| | | 6300 Hz | 20.5 dB |
| | | 8000 Hz | 18.5 dB |
| | | 10000 Hz | 21.9 dB |
| | | 12500 Hz | 20.7 dB |
| | | 16000 Hz | 21.4 dB |
| | | 20000 Hz | 23.0 dB |

| | | | | |
|--|--------------------|---|--|-----------------------------|
| Nome misura Ln | | Data e ora di inizio 07/09/2016 22:00:00 | Operatore Marcello Rebecchi | |
| Tipologia misura RUMORE | Filtri 20-20kHz | Delta Time 1 s | Strumentazione Larson Davis LD824 | Calibrazione Quest QC-10 |
| Committente Provincia Forlì Cesena | | | Indirizzo SP 140 - MTS n.608 | |
| Postazione di misura / Note | | | | |

